

Contact



North Hill Gardens Ltd.

Glasgow
15 Nasmyth Road South
G52 4RE

0141 332 55 33

Edinburgh
15 Calton Road
EH8 8DL

0131 510 1571

info@northhillgardens.co.uk

www.northhillgardens.co.uk



North Hill Gardens
LANDSCAPE ARCHITECTURE

Company Guide

Contents

Our team	3
Design Services	5
Essential Service	7
Extensive Service	8
Custom Design Service	9
Hourly charges	10
Design Workshop	11
Estimating budget	13
Our Workflow	15
Essential	17
Extensive	18
Custom	19
Workshop	20
Construction	22
FAQ	23



We believe that every garden, no matter the size, has the potential to positively impact both the environment and the people who interact with it daily. Our designs are deeply rooted in principles of sustainability and innovation, ensuring that our projects not only meet aesthetic and functional needs but also contribute to a healthier planet. Whether through thoughtful planting, resource-efficient landscaping techniques, or integrating modern garden features, we are always guided by our commitment to responsible, eco-friendly practices.

We understand how vital outdoor environments are for health and wellness, and our passion lies in designing spaces that support this connection. From peaceful retreats to dynamic spaces for play and socialising, our team crafts landscapes that are as functional as they are visually inspiring. With a focus on long-term benefits, we tailor our solutions to meet individual client needs while respecting nature and promoting a balanced ecosystem.

Our team



Michael Dumanski
CEO
Principal Landscape Architect
Owner and founder, Michael helps steer the creative direction of North Hill, working on bigger picture of the business.



Anna Cwiklinska
Associate Director
Finance & HR Manager
For all matters of money, Anna is your first call. She has been part of the North Hill team for over seven years.



Arek Zakrzewski
Creative Director
Head Landscape Architect
As well as creating his own designs, Arek oversees the running of our design studio and team of landscape architects.



Charlotte Cocking
Landscape Architect
Coming from an architectural background, Charlotte enjoys looking at new and interesting materials and techniques.



Angie Padden
Landscape Architect
With a rich and varied experience within interior architecture, horticulture and garden design, Angie is a valued designer!



Laura Stevenson
Landscape Architect
Having studied architecture, Laura enjoys using her creativity when designing to suit each clients requirements.



Aurelijus Leisy
Head Landscape Architect
Leader of our North Hill's construction team, Aurelijus has no fear of new on-site challenges.

North Hill Gardens is a design and build company that brings together a unique hub of professionals. We are a specialised team of architects, designers, technicians, landscapers, and gardeners, all dedicated to transforming outdoor spaces into environments that not only enhance the surroundings but also enrich the lives of those who use them. What sets our landscape architecture studio apart is our collaborative approach. Each member of our team works in unison, sharing the same values and goals to create harmonious, functional, and beautiful outdoor spaces.

At North Hill Gardens, every project is a partnership with our clients. We take pride in working closely with them to bring their visions to life, ensuring that each design reflects their personal style and practical requirements, while also considering the natural context of the space. Whether you're seeking a simple garden refresh or a complete landscape transformation, our expertise and passion make us your trusted partner for creating outdoor spaces that truly make a difference.

Design services

At North Hill Gardens, we offer a range of tailored design services to suit projects of all sizes and complexities. Whether you're looking for a simple garden concept, a fully detailed landscape plan, or something in between, we have an option to match your needs and budget. Our four design processes — Essential, Extensive, Custom, and Workshop — provide varying levels of detail, flexibility, and involvement, allowing you to choose the right path for your garden transformation. From quick concepts to in-depth technical designs, our team is here to help you bring your vision to life.



essential

The Essential Design Process is a highly creative and focused approach to garden design, crafted to address the core needs and aspirations of your outdoor space. This process is all about solving design challenges and bringing your vision to life, ensuring that every element of the garden works in harmony. We begin by understanding your unique requirements and preferences, translating these into a thoughtful and imaginative garden concept. Through careful analysis and inspired masterplanning, we develop a design that not only enhances the beauty of your garden but also addresses practical considerations, such as space utilisation and budget. The result is a cohesive and captivating garden design that reflects your style and meets your needs, complete with visualisations and a rough cost estimate. While this process does not delve into technical details or project management, it provides a solid foundation and clear direction for the realisation of your dream garden.



extensive

The Extensive Design Process begins with the same creative foundation as the Essential Design, ensuring a clear vision that meets your needs. After completing the essential phase, covering concept development, visuals, and rough costs, we move into the comprehensive stage, where the process becomes more detailed and flexible. At this point, we build upon the initial design by adding all necessary technical elements, such as drainage, planting, lighting, and any other specific drawings required for construction. Each of these additions is tailored to your project, meaning that you only pay for the drawings and services you actually need. This approach ensures that your garden design is not only imaginative but also fully executable, with the practical details to guide construction. The Comprehensive Design offers a well-rounded, thorough service, providing a seamless transition from vision to reality, with ongoing support at every stage.



custom

For clients who prefer flexibility or are unable to declare a construction budget upfront, we offer a bespoke hourly charged design service. This approach is ideal for larger projects or ongoing collaborations, allowing us to tailor the design process to your specific needs, one step at a time. By working on an hourly basis, we provide the freedom to explore various design elements without committing to a fixed budget, ensuring that each phase of the project is aligned with your vision and expectations. This service is particularly suited to those who appreciate a more customised, adaptive approach to garden design, where every detail is carefully crafted in response to your evolving requirements.



workshop

The Design Workshop is a streamlined, cost-effective alternative to our more detailed design processes, suitable for simple, lower-budget projects with straightforward requirements. Unlike our Essential and Comprehensive design options, the workshop focuses on delivering a quick, conceptual overview of your garden rather than a fully developed, detailed design. This process is ideal for projects on relatively flat, uncomplicated sites where technical challenges are minimal. The result is a simplified concept that provides a clear vision for the garden without going into intricate planning or construction details. It's perfect for those seeking a practical, affordable solution that aligns with a smaller budget and straightforward design needs.





Essential Design

Our Essential Design Process offers a clear and straightforward approach to garden design, with a simple fee structure set at 10% of your declared construction budget. This process focuses on delivering creative and practical solutions that perfectly align with your vision. As your budget evolves, the fee adjusts accordingly, ensuring transparency and ease of management. You'll receive a carefully crafted design that addresses your needs and provides a strong foundation for bringing your

deliverables

- Site Analysis
- Design Rationale
- Moodboards
- Masterplan
- Detailed Visuals
- Material selection
- Cost estimates
- Up to 2 rounds of amendments

fee

10% of the construction cost

limitations

The essential design process emphasises the design concept rather than the technical aspects of construction. As a result, additional technical details may be required for the project to be passed to our construction team or another contractor. For projects that demand a high level of precision in construction, we may recommend upgrading to our Extensive process.



Extensive Design

The Extensive Design Process begins with the Essential Design, charged at 10% of your declared construction budget. Once the core design is complete, we transition to the comprehensive phase, where each additional step—such as technical drawings, planting plans, or lighting schemes—is priced individually. We create a customised proposal of essential drawings for your “technical package” based on project needs and contractor choice, ensuring clarity on-site. The fee for this package is fixed and directly related to the scope and scale of your project.

deliverables

- Essential design
- +
- Technical Drawings
- Specifications
- Planting Plan
- Drainage Plan
- Irrigation Plan
- Lighting Plan
- Sourcing
- Dendrological Survey and impact analysis
- Planning Permission Administration
- Building Warrant Administration
- Construction Supervision
- Unlimited design alterations
- Sustainability and biodiversity schemes

fee

10% of the budget
+
custom fee for your tailored technical package



Custom Design

For a flexible and adaptive approach, we offer an hourly charged design service, perfect for larger projects or clients who prefer not to declare a construction budget. This allows us to create your garden design step by step, tailored precisely to your needs. You will find an overview of our hourly rates on page 10.

deliverables

- Site Analysis
- Design Rationale
- Moodboards
- Masterplan
- Detailed Visuals
- Material selection
- Cost estimates
- Technical Drawings
- Specifications
- Sourcing
- Planting Plan
- Drainage Plan
- Irrigation Plan
- Lighting Plan
- Dendrological Survey and impact analysis
- Planning Permission Administration
- Building Warrant Administration
- Construction Supervision
- Sustainability and biodiversity schemes and more...

fee

Hourly charged - from £60/h
- details on page 10

Studio's hourly rates*

*Used mainly in the Custom Process

Non-creative / Technical	•	Technical Drawings Estimating Costs Project Management & Site Visits	•	£60 / h
Architect	•	Main Crative Design Process	•	£72 / h
Senior Architect	•	Supervising the architects Curating the design process	•	£96 / h
Director	•	Direct emergency meetings Team briefings General project coordination	•	£150 / h
Mileage	•	Site surveys Meetings Site management visits	•	£1.50 / mile

all prices include VAT



Design Workshop

Our Design Workshop offers a collaborative and efficient approach to garden design. Unlike traditional methods, this service allows the client to play an integral role throughout the drafting process, ensuring their vision and preferences are carefully considered from the outset. During the workshop, we will visit your site to take measurements and work closely with you to develop a concept that suits your space, lifestyle, and budget. The fee is calculated based on the area covered in the design, at a rate of £15 per square metre. This flexible process empowers you to guide the development of your garden and provides a clear, actionable design that can be used to move forward with the construction.

deliverables

- Quick Site Measurement
- Workshop meeting (up to 3h)
- Simple Concept Floorplan
- Cost Estimation

fee

£15 per m²

limitations

The design workshop is best suited for straightforward landscaping projects that do not involve complex elements such as challenging levels, large areas, or custom features. It is typically not recommended for projects with a budget exceeding £20k.



Understanding Budget

A lot of factors can influence your budget. The more hard landscaping and structures (e.g. patios or pergolas) involved, the more costs will creep up. It also depends on the overall quality, including choice of materials, standard of execution and finish.

Also consider the condition of the site (a wet garden will cost more) and its access (which might prevent builders using particular time saving machinery).

Main factors

Design Requirements



Location



Access



Slopes



Dampness



Rubble

Site Conditions



Proportion
of hard
surfaces



Retaining
walls



Special
features

Finish standard:

You can roughly estimate your budget by square meter. As a general rule, we would recommend a minimum of £200 per square meter for a landscaped garden.

Low end

≥ £200 /m²

Low-end landscaping projects typically focus on basic, cost-effective solutions such as simple lawn maintenance, minimal plant selection, and basic hardscaping like gravel paths. These projects often emphasize functionality over aesthetics, aiming to enhance the space without significant investment in design or materials.

Medium

~ £400 /m²

Medium-end landscaping projects generally feature more refined design elements, such as a diverse selection of plants, decorative hardscaping like paver patios, and integrated features like garden beds or small water elements. These projects often strike a balance between cost and aesthetics, aiming for a polished look while still being budget-conscious.

High end

≤ £600 /m²

High-end landscaping projects involve sophisticated design and premium materials, such as custom-built hardscaping, elaborate water features, and a carefully curated selection of plants. These projects often include professional design services, intricate detailing, and high-quality finishes to create a luxurious and highly personalized outdoor space.

Our Workflow

In the following pages, you will find detailed tracks outlining our workflow for each of our design processes. These step-by-step guides provide a clear overview of how we approach each project, from initial consultation to final completion, ensuring transparency and helping you understand the key stages involved. Whether you choose our Essential, Comprehensive, Custom, or Workshop process, these tracks will illustrate the journey we take to bring your garden vision to life.

The processes are illustrated through simplified graphs, with each timeline element colour-coded as indicated below:



Meetings



Admin



Finances



Design



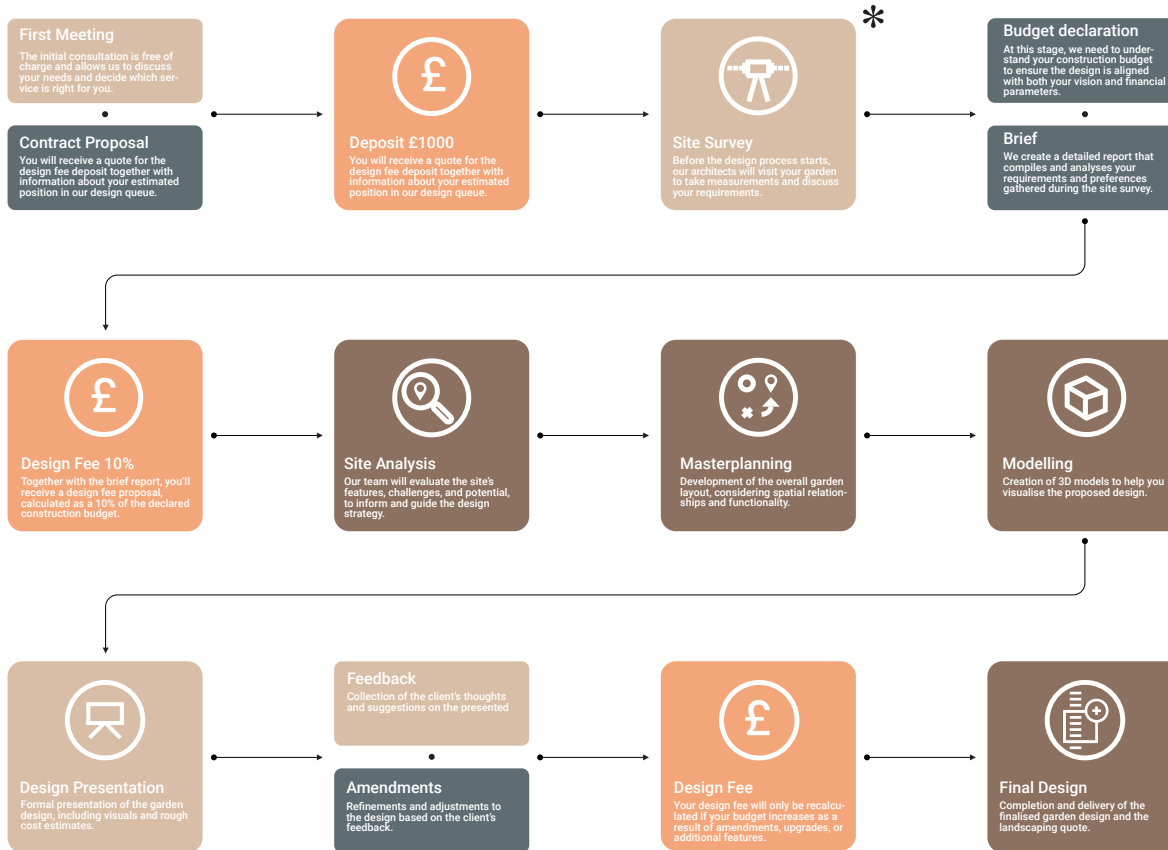
Construction







Essential Design Process



* Due to factors such as the scale of the project, restricted access, or irregular land shapes, the involvement of a professional surveyor may be required. For projects with budgets exceeding £70,000, this service is included in the overall cost. However, for smaller projects, the surveyor will provide a separate quote.

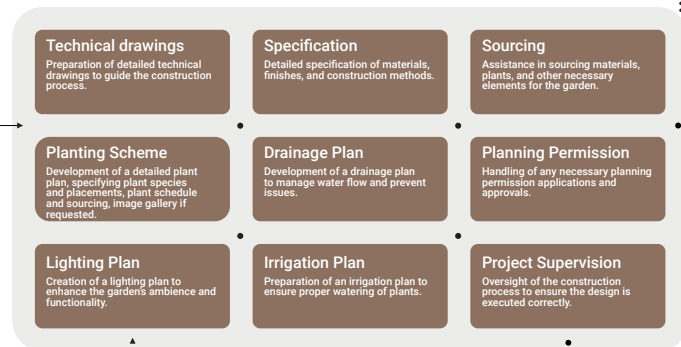

Extensive Design Process



Stage 1



Stage 2

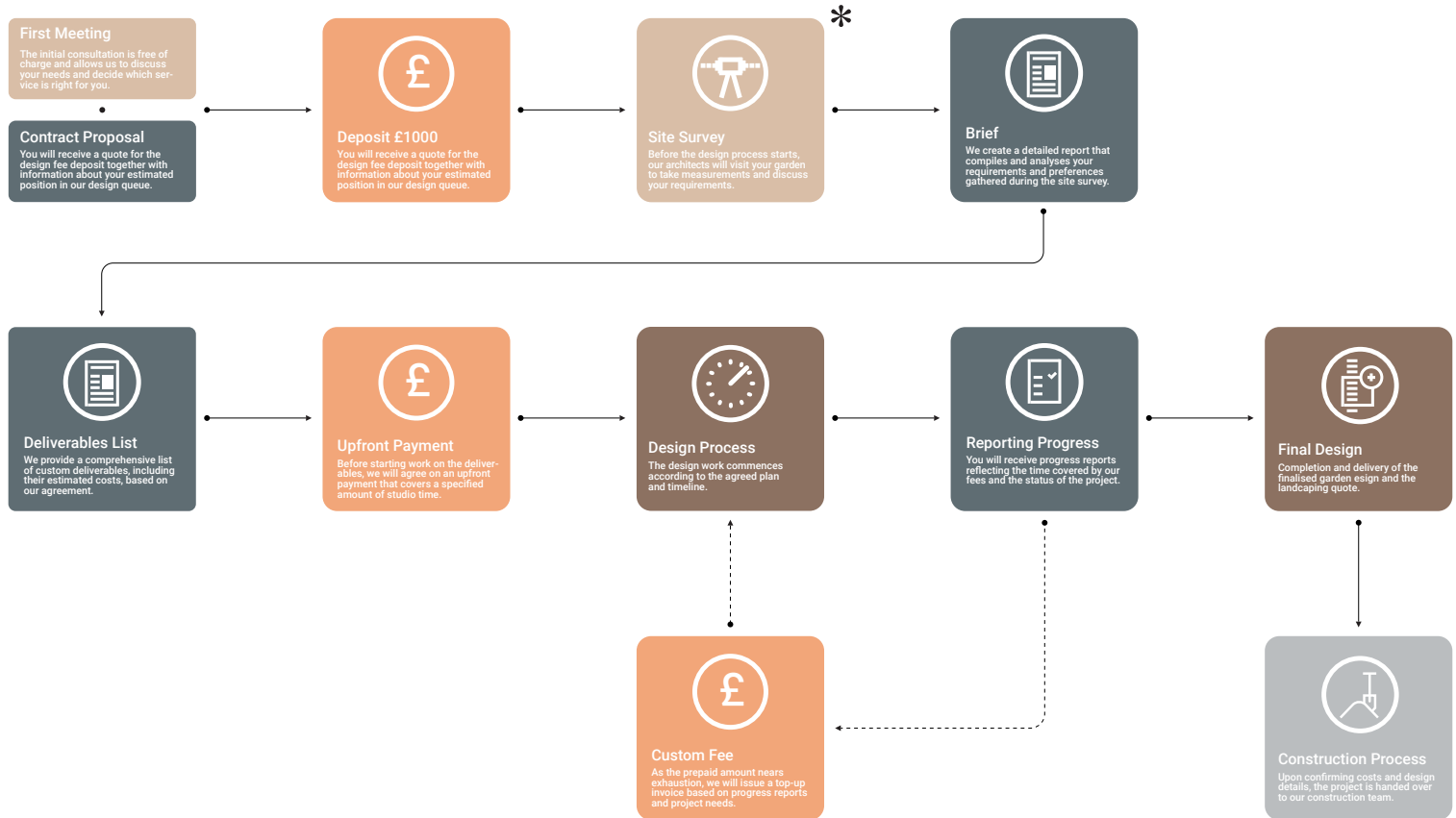


* These are only a few examples of design services that might be required.

Custom Fee
While adding new elements to the comprehensive process we price them individually according to their complexity.

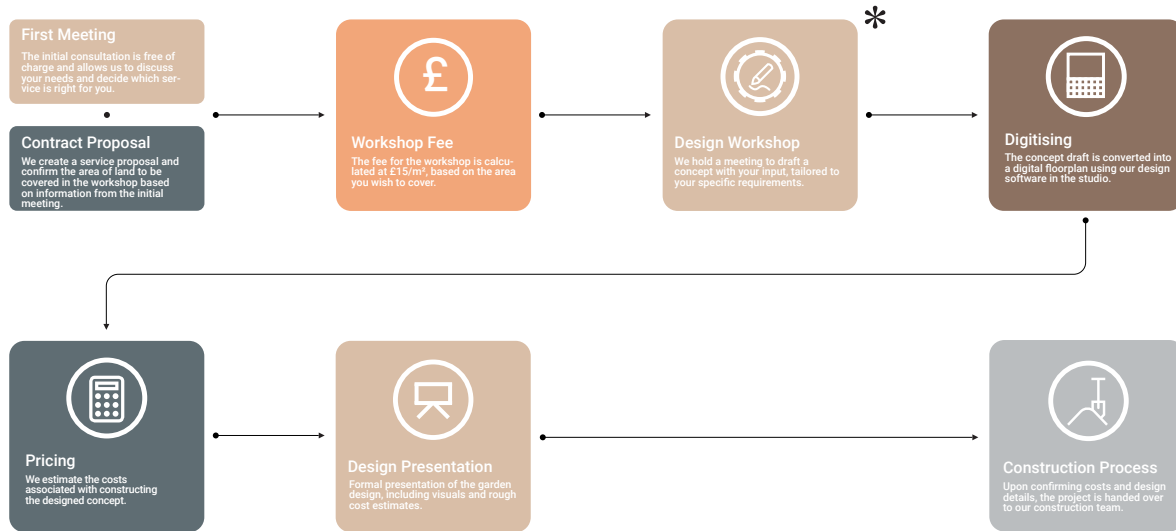


Custom Design Process



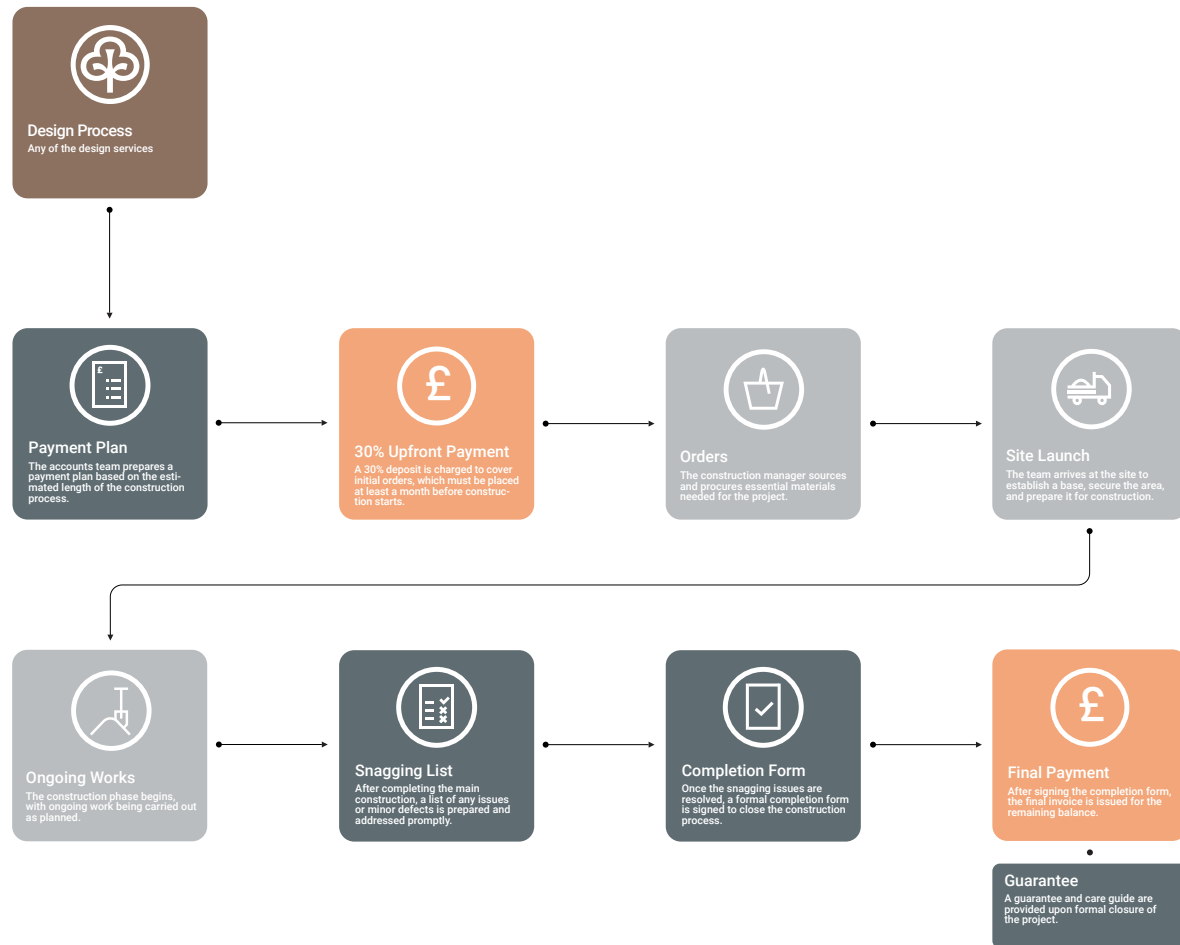
* Due to factors such as the scale of the project, restricted access, or irregular land shapes, the involvement of a professional surveyor may be required. For projects with budgets exceeding £70,000, this service is included in the overall cost. However, for smaller projects, the surveyor will provide a separate quote.

Design Workshop Process





Construction Process



Frequently asked questions

I want to have my garden designed, what do I do now?

The first step in creating your dream garden is complete! By looking through this guide, you now have a clear idea of how we can help. The next step is to organise for one of our architects to visit your garden and discuss all your requirements, just give us a call or drop an email to get the process underway!

Who will be designing my garden?

Our design studio consists of a team of Landscape Architects. Each one of our architects are extremely talented, educated and has a wide range of experience and qualifications with different areas of garden design. By working collaboratively and combining each of our skill sets, we are able to design and create the best solution in every garden we design. Our architects are with you every step of the way. We are passionate about making each garden unique, individual and best suited to your requirements. As a studio, we aspire to always be at the cutting edge of contemporary garden design. By using new materials, ideas and techniques, we are always striving to make each of our

I have paid my deposit and I am in the design queue - when is my site survey going to be conducted?

The survey for your garden will be arranged by us at any time between you paying the design fee deposit and us starting your garden design. It generally takes makes more sense for us to wait a while before doing the survey as there is often a long wait between you paying the deposit and us starting the design. If we do the survey straight away, by the time we start the design our memory of your garden and our discussions with you aren't as fresh!

How am I involved in the whole design process?

As our client, we seek every opportunity for you to have your say on your new garden. Once your design deposit is paid and you're allocated within our design queue, our architects will meet with you to discuss your every requirement. During this meeting we like to discuss your practical needs as well as your aesthetic tastes and preferences. We also strongly encourage you to share any Pinterest boards/images of materials, spaces or other gardens you like. Our architects will then need time to complete the design, this is normally a minimum of 2 weeks but can last over a month depending on your garden. During this time, we tend not to need any more contact with you. If there is anything they need to check, they will contact you. Once they have completed the design for your garden, we will then arrange to meet with you and discuss the design. Throughout in-depth discussions with you during/after this presentation, we can then make any changes if necessary, so that you can be sure you are happy with the design.

What happen while I wait for my design/construction slot?

During these wait times our office will be in contact each month to update you on your projects progress within the queue. We can't be specific with exact dates as there are many factors which influence our time frames (material shortages, lockdowns etc.), however we will let you know how many projects we need to complete before we can start on yours, we can also specify which quarter we expect to begin with the work.

I want to have my garden designed, but I would like to build it myself - what service should I choose?

If you are handy with a drill, crafty with concrete or you are a green fingered gardener, you may decide to make changes to your garden yourself. However, if you would still like some help with overall design, we can still help. In most circumstances, our Comprehensive Garden Design will be best suited to most cases. Get in contact with us today to discuss how we can help with some advice, drawings or planning.

How long does a full garden design take?

Designing gardens is not an exact science, hence why we can never give specific time periods for a design. There are also a number of factors which affect the design we produce, this can include:

- The size of the garden
- The complexity of the design
- The number of features in the garden
- The number of different levels in the garden
- The quality of finish
- The Budget
- The number/size of hard surfaces

As a general rule, we like to allow for a minimum of 2-3 weeks for any project. However, this can be up to 2 months for more

How long will it take to build my new garden?

As you would expect, the time it takes for a garden to be constructed varies dramatically. As a general rule, the very minimum time construction takes is a week, however, most gardens take at least 4 weeks to be fully constructed. For larger, more complex or higher quality gardens, the construction period can last several months. During this time, it's generally best to make sure your garden is not used by yourself, children or animals as there are often significant safety hazards. We cannot monitor the hazards created during the construction process and so it's best to avoid using your garden during this time! Also, immediately after your garden is complete, any fresh turf will need time to root sufficiently, this means no feet, paws or furniture!

What parts of my new garden are guaranteed after work is complete?

Upon completion of your garden, we can guarantee all of the features we create for one year. For example, this includes any patios, decking areas, pergolas, water features, fences, walls or structures. Please note that anything which we did not build cannot be guaranteed. Unless our third bundle package has been purchased, we also cannot guarantee any plants or lawns. Due to the fact that plants are living organisms, we need to provide on-going care to ensure they thrive. As part of our third bundle, we can provide this care as part of our 20 hours of fortnightly maintenance. Alternatively, if you already have a regular maintenance contract with us, we can also provide the guarantee for the plants.

Which fees are refundable?

For any garden we design, the design fee is not free or refundable as this is a service which has to be paid for. The initial deposits are deducted from the total design fee, though. You can claim a refund of the deposit if you resign from your booked service at least 5 working days before the site survey.

What are the differences between the design and construction fees?

The fee we charge for a garden design covers the cost of us creating the design only. If you wish for us to construct any design we create, we will charge for the construction too. The design and construction are two separate products and are charged accordingly.

